



## **Product Range** | Our Air-Powered™ Showers



*Save water ~ cut energy costs ~ enhance shower experience*

# | Contents

1	About Kelda
---	-------------

## 2 **Air-Powered™ showers**

---

2	Air-powered™ technology overview
---	----------------------------------

4	Air-powered™ benefits
---	-----------------------

### 6 **Deluxe collection**

8	Deluxe collection features
---	----------------------------

10	Deluxe range
----	--------------

12	Deluxe Recessed range
----	-----------------------

14	Deluxe Mini range
----	-------------------

### 16 **Concealed collection**

18	Concealed collection features
----	-------------------------------

20	Concealed range
----	-----------------

### 22 **Commercial collection**

24	Commercial collection features
----	--------------------------------

26	Commercial range
----	------------------

## 28 **BubbleSpa®**

---

30	BubbleSpa® technology overview
----	--------------------------------

### BubbleSpa® collection

32	BubbleSpa® collection features
----	--------------------------------

34	BubbleSpa® range
----	------------------

36	SKU List
----	----------

38	Glossary
----	----------

40	Notes
----	-------



# About Kelda

What drives us to deliver a world of sustainable showering...

Founded in 2009, our mission has always been to revolutionise the showering experience whilst protecting our precious planet. Our patented Air-Powered™ technology, inspired by aerospace engineering, gives homeowners an immersive shower experience whilst significantly reducing water and energy usage.

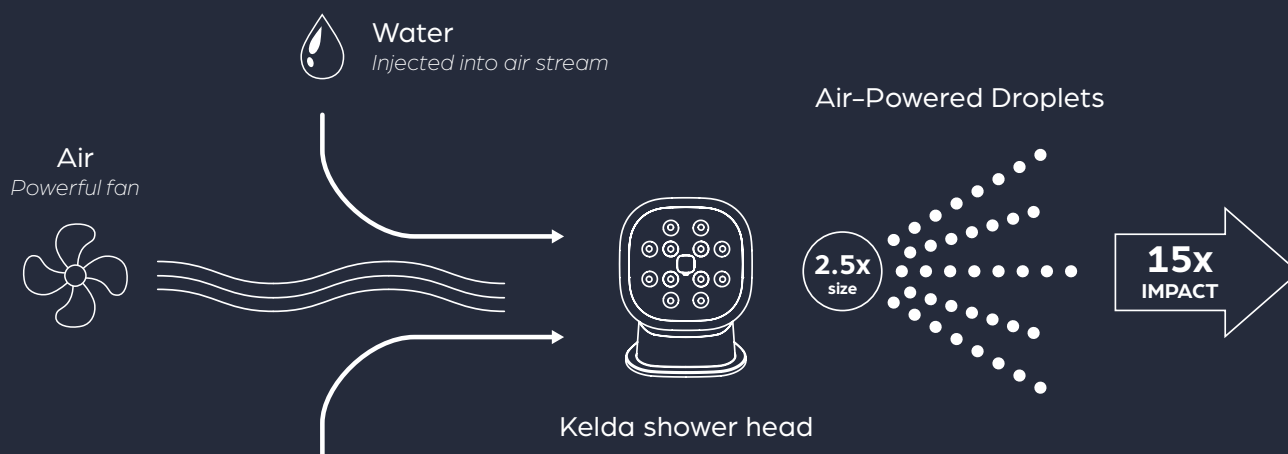
We have four collections of showers, including Deluxe, Concealed, Commercial and BubbleSpa®.



# Air-Powered™ technology

Making less water feel like so much more

*How do we do it...*



Conventional aerated showers reduce water usage by drawing in air through small vents and mixing it with the water stream. Whilst this method saves water, the added air often has little to no positive impact—and can even compromise the overall shower experience.

Kelda's Air-Powered™ showers take a different approach. Using a high-performance fan, our technology propels water droplets with greater force, delivering a shower that feels just as powerful—if not more invigorating—than a traditional shower. And we do this using just 5 litres of water per minute (lpm), compared to the typical 8–15+ lpm.

The result? A superior shower experience with significant water and energy savings.

## Air-Powered™ benefits

	Aerated Shower	Kelda Air-Powered™ Shower
<b>Performance in low-pressure systems</b>	Relies on a good flow to properly mix air and water and therefore often feels weaker than a typical shower.	Powerful integrated fan removes dependency on system water pressure, creating water droplets with 15x more impact.
<b>Spray</b>	Softer spray is not as effective for rinsing shampoo off thick hair.	Larger droplets (2.5x larger) maintain greater momentum, meaning effective rinsing even on the thickest of hair.
<b>Cleaning</b>	Small air vents are prone to limescale build-up, reducing the effectiveness off the shower. Smaller vents are more difficult to clean and require regular cleaning.	Kelda's easy-clean 12 nozzle head has been specifically designed to be limescale-resistant.





# Air-Powered™ benefits

An overview of our industry widespread benefits

Whether you're a cost-conscious family, a business striving for efficiency and rapid return of investment, or a housebuilder committed to sustainable solutions, Kelda delivers smart, energy-saving technology designed to meet your goals.



From industry to industry, our innovation works for all!



## Family benefits

A powerful shower doesn't have to mean high water bills. Kelda's Air-Powered technology delivers a powerful, refreshing shower while using less water. Enjoy a cost-effective, eco-friendly shower that's better for your family and the planet.

Benefits:

- ✓ **Lower Bills** – Save up to 50% on water and energy costs.
- ✓ **Eco-Friendly** – Reduce household water consumption without compromise.
- ✓ **Future-Proof** – Stay ahead of rising utility costs with smart savings.





## Developer & landlord benefits

Kelda Showers are the only showers recognised in SAP 10 and RdSAP 10 at just 4.5 litres per minute. Our showers help developers and housing providers to reduce water demand, lower dwelling emission rates, and qualify for water infrastructure discounts on new water connections.

Benefits:

- ✓ **Attract Eco-Conscious Buyers** by improving EPC ratings
- ✓ **Meet Regulations** while reducing your build or retrofit costs
- ✓ **Qualify for Water Infrastructure Discounts** on new water connections



## Commercial benefits

Kelda Showers help reduce utility bills while maintaining a premium showering experience for guests and customers. With lower running costs and improved sustainability, they're the smart choice for any high-usage environment.

Benefits:

- ✓ **Cut Operating Costs** – Slash water and heating expenses.
- ✓ **Fast Payback** – Reduced utility costs mean quicker return on investment.
- ✓ **Sustainability Credentials** – Meet environmental targets and achieve BREEAM compliance



# Deluxe collection

Our premium Air-Powered™ shower collection







*The Deluxe Shower Panel is a fully thermostatic, high efficiency system that enhances shower experience.*

---

## Product Features

- ~ Deluxe glass panel shower.
- ~ Water saving: 4-6lpm rather than the usual 8-15lpm.
- ~ Option between flex head and fixed head.
- ~ TMV2 Thermostatic mixing valve for precision temperature control\*.
- ~ Four different colour sets available subject to minimum order quantity.

\*Where valve included

---

Discover more at [www.keldashowers.com](http://www.keldashowers.com)

# Deluxe collection features

Personalise your Deluxe shower for a tailored experience

*Available in...*



*Glacier White &  
Chrome*



*Slate Grey &  
Chrome*




*Midnight Black &  
Chrome*



*Midnight Black*

## Handset Options

*Our handsets are designed to deliver an efficient and versatile full body spray.*



*eHandset™ Spray*



*eHandset™ Wand*





Flex Head



Fixed Head

## Head Options

*Choose between an adjustable head suited for comfort or a robust head suited for demanding commercial environments.*



## Handset Mounting Options

*Choose between a discreet handset mount or riser rail suited for maximum handset adjustability.*



eHandset™ Mount



Riser Rail

# Deluxe range

Our premium wall-mounted Air-Powered™ shower



See full product range on p36-37, SKU list

## Deluxe

*A fully thermostatic, energy efficient wall-mounted panel shower.*

### Features

- ~ Flex/ fixed shower head
- ~ Tempered glass panel
- ~ TMV2 certified


Available in...



SKU numbers:

Flex Head - 93007100

Fixed Head - 93009100





## | Deluxe + Riser Set

Want the full deluxe shower experience? Why not opt for our **Deluxe Set**. Includes our wall-mounted panel shower, **eHandset™ Spray** and adjustable riser rail.

### Features

- ~ Flex shower head
- ~ Tempered glass panel
- ~ eHandset™ Spray
- ~ Riser rail
- ~ TMV2 certified

Available in...



SKU numbers:

Flex Head - 93026100



## | Deluxe + eHandset™

A fully thermostatic, energy efficient wall-mounted panel shower. Includes **eHandset™ Wand** offering a versatile, full-Cbody showering experience.

### Features

- ~ Flex/ fixed shower head
- ~ Tempered glass panel
- ~ eHandset™ Wand
- ~ eHandset™ Mount
- ~ TMV2 certified

Available in...



SKU numbers:

Flex Head - 93008100

Fixed Head - 93010100





# Deluxe Recessed range

Our premium in-wall Air-Powered™ shower



See full product range on p36-37, SKU list

## Deluxe Recessed

*A fully thermostatic, energy efficient in-wall panel shower.*

### Features

- ~ Flex/ fixed shower head
- ~ Tempered glass panel
- ~ TMV2 certified

Available in...



SKU numbers:

Flex Head - 93030100

Fixed Head - 93039100



## | Deluxe Recessed + Riser Set

Want the full deluxe shower experience? Why not opt for our **Deluxe Recessed Set**. Includes our in-wall panel shower, **eHandset™ Spray** and adjustable riser rail.

### Features

- ~ Flex/ fixed shower head
- ~ Tempered glass panel
- ~ eHandset™ Spray
- ~ Riser rail
- ~ TMV2 certified

Available in...



SKU numbers:

Flex Head - 93029100

Fixed Head - 93032100



## | Deluxe Recessed + eHandset™

A fully thermostatic, energy efficient in-wall panel shower. Includes **eHandset™ Wand** offering a versatile, full body showering experience.

### Features

- ~ Flex/ fixed shower head
- ~ Tempered glass panel
- ~ eHandset™ Wand
- ~ eHandset™ Mount
- ~ TMV2 certified

Available in...



SKU numbers:

Flex Head - 93028100

Fixed Head - 93031100





# Deluxe Mini range

Our premium in-wall Air-Powered™ mini shower



See full product range on p36-37, SKU list

## Deluxe Mini

Choose our **Deluxe Mini** for flexibility of install. The **Deluxe Mini** can be connected to any valve.

### Features

- ~ Flex/ fixed shower head
- ~ Tempered glass panel
- ~ Mixing valve not included



Available in...



SKU numbers:

Flex Head - 93037100

Fixed Head - 93038100





## | Deluxe Mini + Riser Set

Want the full deluxe shower experience? Why not opt for our **Deluxe Mini Set**. Includes our wall-mounted panel shower, **eHandset™ Spray** and adjustable riser rail.

### Features

- ~ Flex/ fixed shower head
- ~ Tempered glass panel
- ~ eHandset™ Spray
- ~ Riser rail
- ~ TMV2 certified

Available in...



SKU numbers:

Flex Head - 93034100

Fixed Head - 93036100



## | Deluxe Mini + eHandset™

Our in-wall mini panel shower offers flexibility of install. Includes **eHandset™ Wand** offering a versatile, full body showering experience.

### Features

- ~ Flex/ fixed shower head
- ~ Tempered glass panel
- ~ eHandset™ Wand
- ~ eHandset™ Mount
- ~ TMV2 Certified

Available in...



SKU numbers:

Flex Head - 93033100

Fixed Head - 93035100

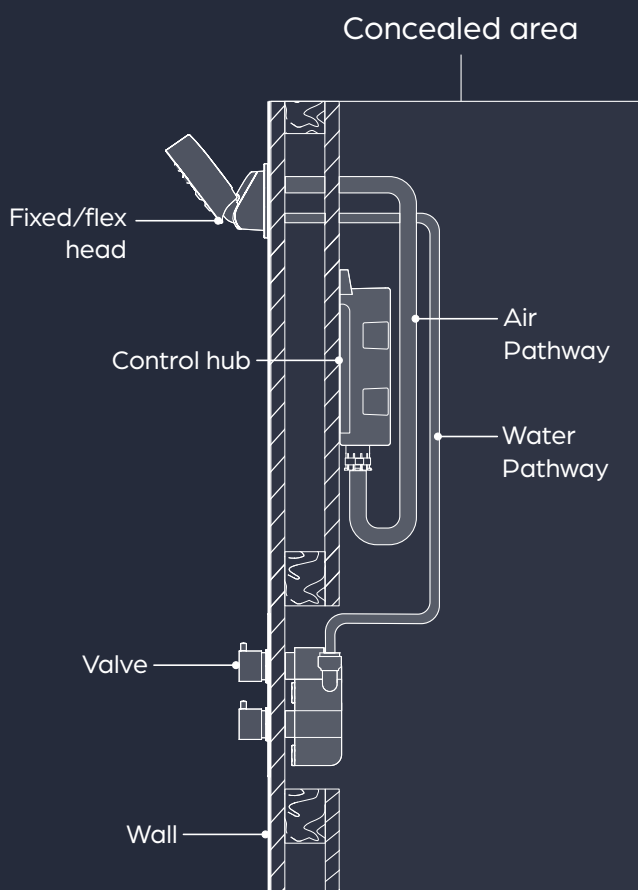


# Concealed collection

Our in-wall Air-Powered™ shower option







*Designed for minimalist elegance, our Concealed Shower System hides all plumbing within the wall.*

## Product Features

- ~ System concealed behind wall. Access concealed plumbing through rear access panel or airing cupboard.
- ~ Water saving: 4-6lpm rather than the usual 8-15lpm.
- ~ Option between flex head and fixed head.
- ~ TMV2 Thermostatic mixing valve for precision temperature control\*.
- ~ Two different colour sets available (subject to minimum order quantity).

\*Where valve included

Discover more at [www.keldashowers.com](http://www.keldashowers.com)

# Concealed collection features

Personalise your own concealed system shower for a tailored experience

*Available in...*




*Glacier White &  
Chrome*

*Midnight Black*

## Handset Options

*Our handsets are designed to deliver an efficient and versatile full body spray.*



*eHandset™ Spray*




*eHandset™ Wand*





## Head Options

*Choose between an adjustable head suited for comfort or a robust head suited for demanding commercial environments.*



Flex Head



Fixed Head



## Handset Mounting Options

*Choose between a discreet handset mount or riser rail suited for maximum handset adjustability.*



Handset Mount



Riser Rail

# Concealed range

Our concealed Air-Powered™ shower option



See full product range on p36-37, SKU list

## Concealed System Kit

Purchase our **Concealed System Kit** for an easy DIY installation in your shower-room yourself. The kit seamlessly connects any mixing valve of your choice.

### Features

- ~ Flex/ fixed shower head
- ~ P23 Hub + flow sensor + plumbing connections all inclusive
- ~ Mixing valve not included

Available in...



SKU numbers:

Flex Head - 91018100

Fixed Head - 91019100





## | Concealed System + Riser Set

Want the full concealed experience? Why not opt for our **Concealed System Set**. Includes our concealed system, **eHandset™ Spray** and adjustable riser rail.

### Features

- ~ Flex shower head
- ~ eHandset™ Spray
- ~ Riser rail
- ~ TMV2 certified

Available in...



SKU numbers:

Flex Head - 91017100



## | Concealed System + eHandset™

Our concealed system hides plumbing behind the wall. Includes **eHandset™ Wand** offering a versatile, full body showering experience.

### Features

- ~ Flex shower head
- ~ eHandset™ Wand
- ~ eHandset™ Mount
- ~ TMV2 certified

Available in...



SKU numbers:

Flex Head - 91020100




# Commercial collection

Our resilient Air-Powered™ shower collection







*Engineered with resilience in mind  
to withstand busy commercial  
environments.*

---

## Product Features

- ~ Powder coated SS304.
- ~ Water saving: 4-6lpm rather than the usual 8-15lpm.
- ~ Robust fixed head engineered to withstand demanding commercial environments.\*
- ~ TMV2 Thermostatic mixing valve for precision temperature control.\*\*
- ~ Two different colour sets available subject to minimum order quantity.

\*flex head available upon request

\*\*Where valve included



---

Discover more at [www.keldashowers.com](http://www.keldashowers.com)

# Commercial collection features

Tailor your shower to suit your commercial environment & customers needs

*Available in...*



*Ivory White*



*Ivory White &  
Chrome*



*Gun-metal Grey  
& Chrome*

## Features

*Our commercial panels are crafted using premium stainless steel. Powder coating further enhances protection from corrosion and wear.*



*Stainless steel 304*



*Powder coated*





Flex Head



Fixed Head

## Head Options

*Choose between an adjustable head suited for comfort or a robust head suited for demanding commercial environments.*



## Operation

*Start showering at the push of a button. Choose between having a preset temperature or add temperature control to suit your commercial needs.*



Push button



Temperature control



# Commercial range

Air-Powered™ showers made to last



See full product range on p36-37, SKU list

## | Deluxe Timed Flow

Want a deluxe experience in your commercial setting? Then opt for our **Deluxe Timed Flow** alternative. Our tempered glass panels offers greater colour range and a more contemporary aesthetic.

### Features

- ~ Flex/ fixed shower head
- ~ Tempered glass panel
- ~ Timed flow push button

Available in...



SKU numbers:

Flex Head - 93022100

Fixed Head - 93023100





## | Commercial Timed Flow

*Durability and longevity are key factors that have driven the engineering behind our commercial range.*

*Start showering at the push of a button. Timed flow lengths can be tweaked for your commercial needs.*

### Features

- ~ Fixed shower head\*
- ~ Powder-coated SS304 body
- ~ Timed flow push button

\*Flex head available upon request

Available in...



SKU numbers:

Flex Head - 93013100

Fixed Head - 93011100



## | Commercial Timed Flow + TMV2

*Start showering at the push of a button. Timed flow lengths can be tweaked for your commercial needs.*

*Commercial Timed Flow + TMV2 is fully thermostatic, allowing user to adjust temperature.*

### Features

- ~ Fixed shower head\*
- ~ Powder-coated SS304 body
- ~ Timed flow push button
- ~ TMV2 certified

\*Flex head available upon request

Available in...



SKU numbers:

Flex Head - 93015100

Fixed Head - 93014100




# BubbleSpa® collection

A luxurious shower experience like no other







*Transform the everyday bathroom into a place of personal sanctuary and tranquility. Our BubbleSpa collection offers a magical shower experience.*

---

## **Product Features**

- ~ Air-powered™ BubbleSpa Technology.
- ~ 8-12L per minute.
- ~ Three different Bubblehead mounting options.
- ~ TMV2 Thermostatic mixing valve.
- ~ Two different colour sets available (subject to minimum order quantity).

---

Discover more at [www.keldashowers.com](http://www.keldashowers.com)

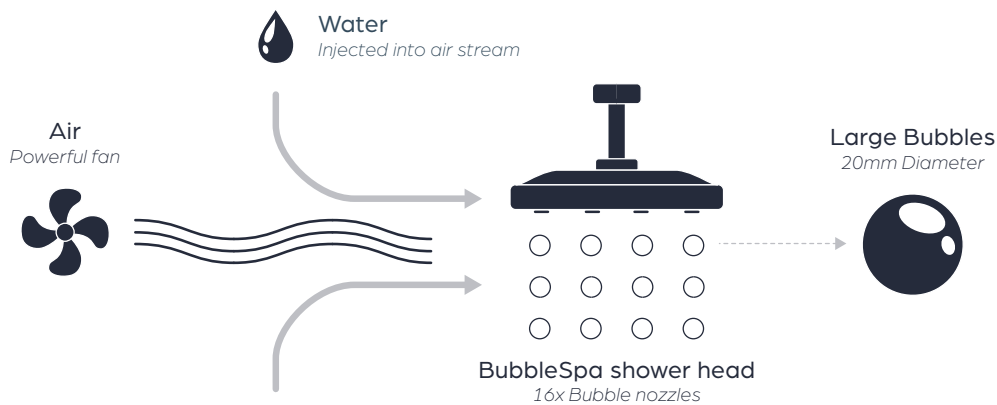




# How do we do it?

The science behind our BubbleSpa® magic

*How do we do it...*





Advanced computational fluid dynamics was used to fine-tune the air-water mix for perfect bubble formation. Each 20mm bubble is designed to soothe the skin, cascading from sixteen nozzles to deliver Kelda's signature BubbleRain experience.

## Bubble Tapping shower therapy

Kelda's one of a kind BubbleRain, inspired by Swedish massage techniques, revitalises skin and rinses the stress away. This helps:

- ~ Improve blood circulation
- ~ Strengthen immune system
- ~ Relax muscles, reducing stress on the body and mind.


*Three shower modes:*




# BubbleSpa® collection features

Customise each element of your BubbleSpa® to add your own personal touch

*Available in...*



*Glacier White &  
Chrome*



*Midnight Black*

## Accessories

*BubbleSpa® comes with a handset designed to deliver a versatile, full body spray.*

*An LED rim light makes the cascade of bubbles ever more visible.*



*SilkSpray handset*



*LED control*





Concealed Controls



Exposed Controls

## Control options

Select between concealed control for a minimal aesthetic, or exposed control with shelf functionality



## Handset mounting options

Choose between a discreet handset mount or riser rail suited for maximum handset adjustability.



Handset Mount



Riser Rail



# BubbleSpa® range

A luxurious shower experience like no other



See full product range on p36-37, SKU list

## BubbleSpa® Exposed System

Feel the magic of bubbles. Our **BubbleSpa® Exposed System** offers an unrivaled shower experience.

### Features

- ~ Bubblespa® System
- ~ Exposed shelf mixer
- ~ SilkSpray handset
- ~ Handset mount/ riser rail
- ~ Thermostatic mixing valve

Available in...



SKU number:

With handset - 95005000

With Riser Set - 95011000





## | BubbleSpa® Concealed (wall)

Feel the magic of bubbles. *BubbleSpa® Concealed* offers an unrivaled shower experience.

### Features

- ~ Bubblespa® System
- ~ Wall arm
- ~ Concealed controls
- ~ SilkSpray handset
- ~ Handset mount/ riser rail
- ~ TMV2 certified

Available in...



SKU numbers:

No handset - 95001000

With handset - 95003000

With Riser Set - 95009000



## | BubbleSpa® Concealed (ceiling)

Feel the magic of bubbles. *BubbleSpa® Concealed* offers an unrivaled shower experience.

### Features

- ~ Bubblespa® System
- ~ Ceiling arm
- ~ Concealed controls
- ~ SilkSpray handset
- ~ Handset mount/ riser rail
- ~ TMV2 certified

Available in...



SKU numbers:

No handset - 95002000

With handset - 95004000

With Riser Set - 95010000



# SKU list

An overview of our stock keeping unit

Find the perfect shower to suit your needs. All of our products are supplied with TMV2 certified mixer valves unless stated otherwise.

Range	Product	Product SKU		CMF Code	WRAS Material Approved
		Flex Head	Fixed Head		
Deluxe	Deluxe	93007100	93009100	007 009 010 011	✓
	Deluxe – eHandset Wand	93008100	93010100	007 009 010 011	✓
	Deluxe – eHandset Spray – Riser Rail	93026100	-	007 009 010 011	✓
Page 10					
Deluxe Recessed	Deluxe Recessed	93030100	93039100	007 009 010 011	✓
	Deluxe Recessed – eHandset Wand – Handset Mount	93028100	93031100	007 009 010 011	✓
	Deluxe Recessed – eHandset Spray – Riser Rail	93029100	93032100	007 009 010 011	✓
Page 12					
Deluxe Mini	Deluxe Mini	93037100	93038100	007 009 010 011	✓
	Deluxe Mini – eHandset Wand – Handset Mount	93033100	93035100	007 009 010 011	✓
	Deluxe Mini – eHandset Spray – Riser Rail	93034100	93036100	007 009 010 011	✓
Page 14					










Concealed	Concealed System Kit (no TMV supplied)	91018100	91019100	007 011	✓
	Concealed System	91021100	91016100	007 011	✓
	Concealed System – eHandset Wand – Handset Mount	91020100	-	007 011	✓
	Concealed System – eHandset Spray – Riser Rail	91017100	-	007 011	✓
	Concealed System – Timed Flow (no TMV supplied)	-	91027100	007 011	✓
Page 20					
Commercial	Commercial – Timed Flow (no TMV supplied)	93013100	93011100	004 005 008	✓
	Commercial – Timed Flow + TMV2	93015100	93014100	004 005 008	✓
	Deluxe – Timed Flow (no TMV supplied)	93022100	93023100	007 009 010 011	✓
Page 26					

Range	Product	Product SKU			CMF Code	WRAS Product Approved
		Wall Arm	Ceiling Arm	Exposed shelf mixer		
BubbleSpa	BubbleSpa	95001000	95002000	-	007 011	✓
	BubbleSpa – SilkSpray Handset	95003000	95004000	95005000*	007 011	✓
	BubbleSpa – Riser Set	95009000	95010000	95011000*	007 011	✓
Page 34						

\*Not TMV2 certified

## CMF Reference

CMF Code	004	005	007	008	009	010	011
							
Shower head, handset & accessories	Chrome	White	Chrome	Chrome	Chrome	Chrome	Black
Panel colour*	-	-	Glacier White	-	Slate Grey	Midnight Black	Midnight Black
SS metalwork powder coated finish*	Ivory White	Ivory White	Ivory White	Gunmetal Grey	Slate Grey	Midnight Black	Midnight Black

Please refer to Glossary (p38) for abbreviated terminology.

Additional finishes are available on request depending on minimum order quantity.

Kelda Showers Ltd reserve the right to amend finishes available.

\*Where applicable

# Glossary

## B

**BREEAM Compliance (Building Research Establishment Environmental Assessment Method)** – a leading UK method for assessing, rating, and certifying the sustainability of buildings. BREEAM compliance indicates that a building meets specific environmental performance standards.

## C

**Ceiling Arm** – plumbing fixture that extends from the ceiling to hold our Bubblespa® overhead shower.

**Concealed** – plumbing fixture or fitting installed within walls, providing a clean and minimalist appearance.

## D

**Dual Outlet** – plumbing fixture that provides two separate water outlets, allowing water to supply both an overhead shower and handset.

## F

**Fascia** – Front facing panel that protect and conceal the enclosed shower components.

**Flow Sensor** – a device that monitors the water flow rate to ensure efficient water management.

## H

**Handset** – handheld shower head connected to a flexible hose, allowing users to direct water flow manually.

**Handset Mount** – bracket attached the wall that secures the shower handset when not in use.

## L

**Lpm (Litres per Minute)** – measurement of the flow rate of water, indicating how many litres of water our showers use per minute. Important for assessing water efficiency and performance.

## P

**P23 Hub** – central electronics control unit of our shower system.

**Powder Coated** – finishing process where a dry powder is applied electrostatically to a surface and then cured under heat. This creates a durable and corrosion-resistant finish.

## R

**RdSAP 10 (Reduced Data Standard Assessment Procedure 10)** – a simplified version of SAP 10 used for assessing existing homes, where only limited data is available. It uses default values and assumptions for elements that can't be directly measured, allowing accredited assessors to produce Energy Performance Certificates (EPCs) efficiently. RdSAP 10 aligns with SAP 10 to ensure consistency between new-build and existing building energy assessments.

**Riser Rail** – vertical slider rail installed in a shower area that holds the handset. It allows the height of the handset to be adjusted to suit different users.

## S

**SAP 10 (Standard Assessment Procedure version 10)** – the UK government's methodology for assessing the energy performance of residential buildings. SAP 10 underpins Building Regulations (specifically Part L) and is used to determine a dwelling's energy efficiency and Environmental Impact (EI) ratings.

**Single Outlet** – plumbing fixture that provides water flow to a single outlet, such as a tap or shower head.

**SS (Stainless Steel)** – corrosion-resistant steel alloy commonly used in bathroom fixtures and fittings due to its durability and aesthetic appeal.

**SS304 (Stainless Steel 304)** – grade of stainless steel known for its excellent corrosion resistance and formability. Widely used in bathroom and kitchen fixtures.

## T

**Tempered Glass** – safety glass that has been heat-treated to increase its strength. If broken, it shatters into small, blunt pieces, reducing the risk of injury. Commonly used in shower enclosures and bathroom screens.

**TF (Timed Flow)** – water-saving mechanism that operates via a push-button and delivers water for a preset duration before automatically shutting off. This feature promotes water efficiency and reduces energy consumption in high-traffic environments.

**TMV (Thermostatic Mixing Valve)** – Valve that blends hot and cold water.

**TMV2 (Thermostatic Mixing Valve Type 2)** – valve designed for domestic and general public use. It blends hot and cold water to a safe temperature, preventing scalding. TMV2 valves comply with British Standards BS EN 1111 and BS EN 1287.



## W

**Wall Arm** – fixture extending from the wall to support our Bubblespa® overhead shower.

**WRAS (Water Regulations Advisory Scheme)** – UK certification that ensures plumbing products and materials comply with the Water Supply (Water Fittings) Regulations and Bylaws. WRAS approval offers confidence to our customers that our product is safe and of high quality for use in the UK water supply.

## | Notes







keldashowers.com

For product enquiries, please call us on +44 (0) 2381 290640, email [sales@keldashowers.com](mailto:sales@keldashowers.com) or visit our website [keldashowers.com](http://keldashowers.com)

Kelda Showers, Unit 11 Brickfield Lane,  
Brickfield Trading Estate, Chandler's Ford,  
Eastleigh, SO53 4DR. United Kingdom.

Due to our policy of continual improvement, Kelda reserves the right to change product specification without prior notice. The colours indicated are an approximation of the actual finishes on Kelda's products. WRAS and TMV2 certifications valid at time of issue of this brochure.

©2025 Issue 10/25  
All rights reserved.



All showers in our BubbleSpa collection are WRAS Approved Product Certified. All of our showers use components that are WRAS Approved Material Certified. This ensures compliance with UK water regulations.



Kelda is ISO 9001 certified, the global standard for quality management.



TMV2 is an independent testing scheme ensuring thermostatic mixing valves meet national standards. Other than SKU's 95005000 & 95011000, all of our mixer valves are TMV2 certified.